



The Mile High City

DENVER

ellucian
LIVE | 2016

Lessons Learned: Implementation of XE Student Modules

Beth McCarter and Amanda Bland

University of Illinois

April 20, 2016

Session 37490

Session rules of etiquette



- Please turn off your cell phone/pager
- If you must leave the session early, please do so as discreetly as possible
- Please avoid side conversation during the session

Thank you for your cooperation!

Introduction



- **The University of Illinois has implemented several XE Student modules and we will share our experience in getting each one configured, tested and implemented.**
- **XE Faculty Grade Entry, XE Student Advising Profile, and XE Registration will be covered in the presentation.**
- **At the end we will review some overall XE lessons learned as we've gone down the path of implementation.**

Agenda



1 Overview of the University of Illinois

2 Our XE Timeline

3 XE Faculty Grade Entry

4 XE Student Advising Profile

5 XE Registration

ellucian
LIVE | 2016

Overview of the University of Illinois



University of Illinois

- Three campuses - Urbana-Champaign, Chicago, Springfield www.uillinois.edu
 - Urbana-Champaign
 - 44K Students, 11K Employees
 - Chicago
 - 28K Students, 10K Employees
 - Springfield
 - 5K Students, 2K Employees



University of Illinois



- **Live with Banner since 2001**
- **Production Banner database 1.6 TB**
- **5.8 million SPRIDEN records**
- **Licensed for all modules except Alumni**
- **Multi-Campus VPD/MEP for Financial Aid, Academic History, Web Tailor, Course Catalog and Schedule**
- **FGAC used throughout Student and HR to segregate data by campus, college, department, etc.**

AITS (Administrative Information Technology Services)



- Delivers **enterprise-wide IT solutions and services** in support of the mission critical functions of the University of Illinois. These functions include student services and financial aid, human resources and payroll, facilities, advancement, research administration, and finance.
- Has a presence at **all three campuses** and is the University-wide resource for computing, applications support, applications development, and data management in support of University business processes.



Save Time • Improve Ease of Use • Improve Speed to Service
Deliver Targeted and Pervasive Information • Collaborate

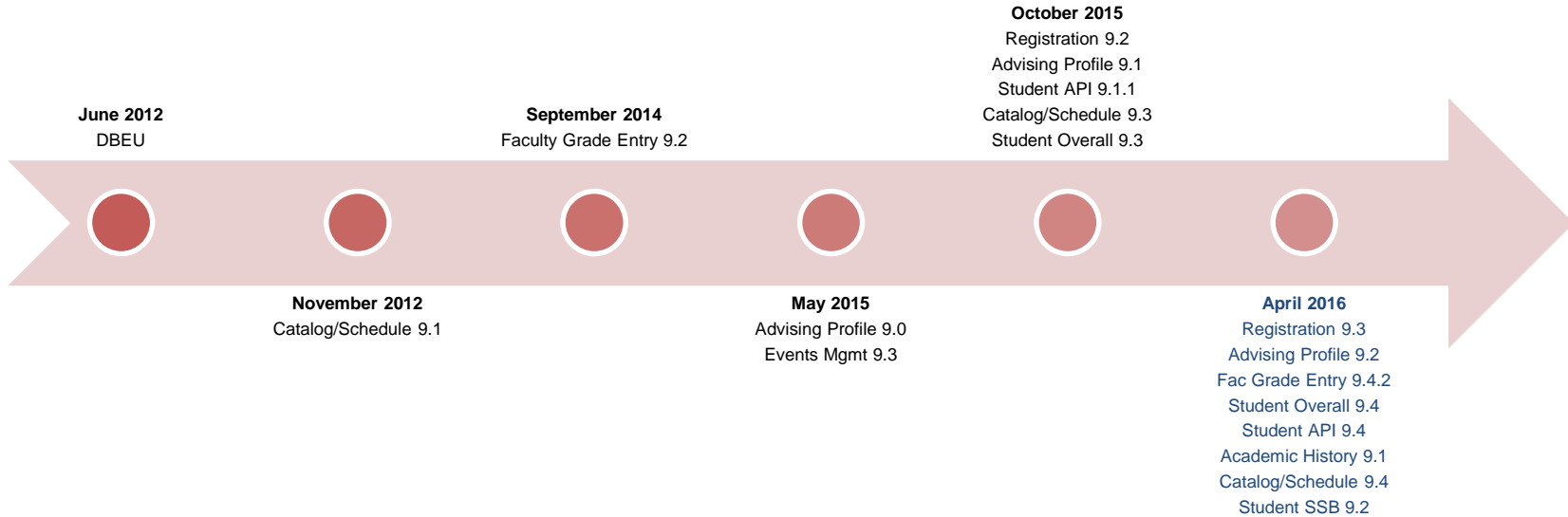
ellucian
LIVE | 2016



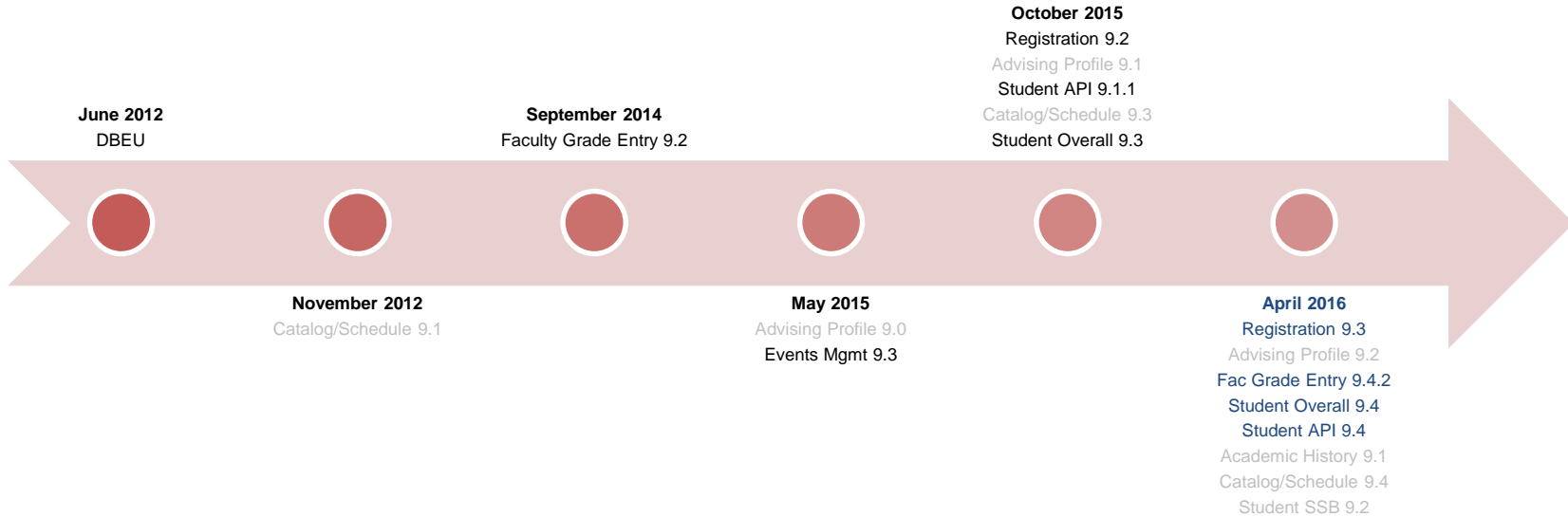
Our XE Timeline



Banner XE timeline



Banner XE timeline



ellucian
LIVE | 2016



XE Faculty Grade Entry



XE Faculty Grade Entry

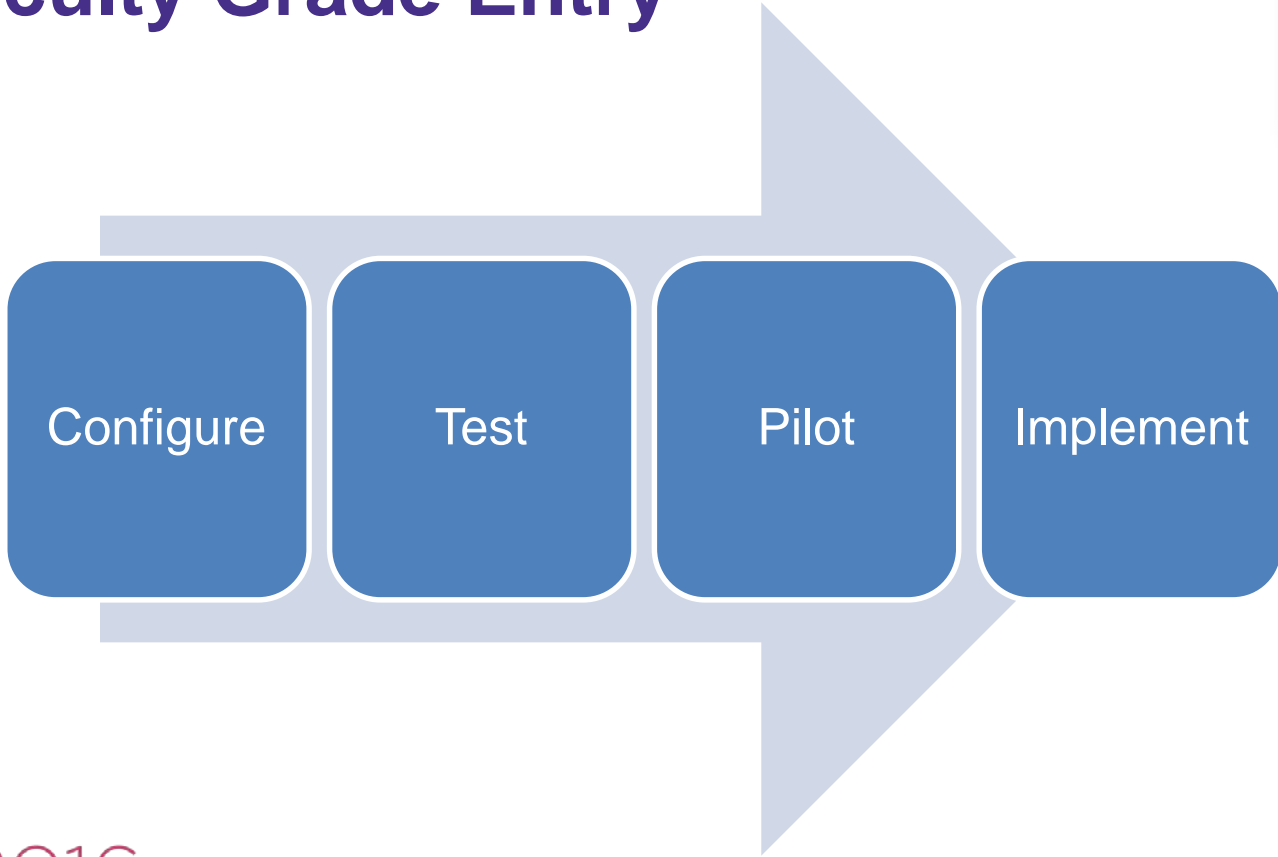


XE Faculty Grade Entry



- Our Chicago campus was the first of our three campuses to have interest in using the new module
- Began looking at the module in June 2014
- Implemented Faculty Grade Entry 9.2 in September 2014
- Main push to implement this was the ability to import a spreadsheet of data – Banner 8 does not have this functionality

XE Faculty Grade Entry



XE Faculty Grade Entry



- Configuration
 - Campus branding – done through CSS (cascading style sheet) modification



XE Faculty Grade Entry



- **Configuration**

- Information text on right side panel done through web tailor
 - Procedure Name: FGE9
 - Markdown Language
 - One limitation with Markdown - can't open a new window or tab from an existing one

XE Faculty Grade Entry



UIC The University of Illinois at Chicago

Personal Information Faculty & Adviser Services Employees **WebAdvisor Administration** Registration & Records Account Billing Information Graduation

Search [] Go SITE MAP HELP 6/27

Reorder or Customize Information Text

Select the associated label to update individual information text entry.

Information text for: FGE9 (Infotext for Banner 9.0 Faculty Grade Entry)

Copy Seq Label Source Information Text Indicates at least one different local value

1 GettingStartedBody Baseline # A adds this page to enter grades for the students in your courses. * Only your courses which are open for grading are displayed. * Monitor your grading progress by section using the status indicator bars. * View your course and student details. * Sort your Courses List or Roster by clicking on course headers. * Export and Import grades using the Tools Menu.

1 GettingStartedBody Local # Double click on the desired section to open up the full roster. * Please enter midterm or final grades for students in the specified course and term. * Ensure you are on the correct tab for Midterm or Final Grade entry. * To enter grades, select a grade code from the pull-down list in the Grade column. NOTE: at the TOOLS button, in the upper right hand corner, there is an Import Grades wizard which can be used to load a spreadsheet of grades. To save the entered grades after entering them from a pull-down list or via import, hit the Save button. It is recommended that you Save your grades often. Click on [Link Text] for instructions on using spreadsheets to upload grades. The User Attendance and Attendance Hours fields are required for students to whom you assign a grade of F or U. Failure to enter Last Attend Date for an F or U grade will prevent that grade from being saved. If a student has no history of attendance, enter the first day of the semester in Last Attend (date and 0 (zero)) in Attendance Hours. Instructors must submit an Incomplete Course Alignment Support Form for each "I" recorded. This form is a contract for the student to complete the course work with that instructor of someone designated by the department executive officer. The form can be obtained via email: [Download] http://registrar.uic.edu/forms/uic_grade.pdf or from college offices.

1 GettingStartedBody Local # **Tips for the new Faculty Grade Entry * Ensure you are on the correct tab for Midterm or Final Grade entry. * Only your courses which are open for grading are displayed. * Monitor your grading progress by section using the status indicator bars. * Sort your Courses List or Roster by clicking on course headers. * Export and Import grades using the Tools Menu. * Set the view of students per page using the pull-down list at the bottom of the class roster "Per Page". * Click the Reset button after changing a pull-down menu selection.

1 GettingStartedFooter Baseline If you have questions, please Email the Registrar

1 GettingStartedFooter Local # If you have questions, please contact the Records unit within the Office of the Registrar at records@uic.edu or via phone during business hours at 312-996-4381(3).

1 GettingStartedTitle Baseline Welcome to Banner 9.0 Student Faculty Grade Entry

1 GettingStartedTitle Local # Welcome to Faculty Grade Entry!

Reorder these Elements

Copy All Baseline entries to Local

Add a New Information Text Entry

Customize the Associated Web Menu or Procedure

Select another set of Information Text to customize

UIC Banner 9.0 Student Faculty Grade Entry

Erinbeth A. McCarter | User of 3 at Chicago | Sign Out | Notification

Select a Course

Midterm Grades Final Grades

Grading Status	Rollid	Subject	Course	Section	Title	Term	CRN
		English (ENGL)	161	0	Academic Writing II	Spring 2016 - Chicago (20161)	14437

Course Details Getting Started

Welcome to Faculty Grade Entry!

- Double click on the desired section to open up the full roster.
- Please enter midterm or final grades for students in the specified course and term.
- Ensure you are on the correct tab for Midterm or Final Grade entry.
- To enter grades, select a grade code from the pull-down list in the Grade column.

NOTE: at the TOOLS button, in the upper right hand corner, there is an Import Grades wizard which can be used to load a spreadsheet of grades. To save the entered grades after entering them from a pull-down list or via import, hit the Save button. It is recommended that you Save your grades often.



XE Faculty Grade Entry



- **We have one existing local modification that had to be implemented**
 - Hide Last Attend Date and Hours fields in Midterm Grading
 - Done through CSS (cascading style sheet) modification
 - Prohibit the import of data into these fields through Import Tool
 - Modify the application javascript

XE Faculty Grade Entry



ellucian UNIVERSITY Elizabeth A. McC...

Banner Self Service Faculty And Advisors Grade Entry

Select a Course

Grading Status	Subject	Course	Section	Title	Term	CRN
	Aerospace Engineering (AE)	312	A	Compressible Flow	Spring 2016 - Urbana-Champaign (120161)	29874
	Molecular and Cell Biology (MCB)	298	B	MCB Honors Lab Discussion	Spring 2016 - Urbana-Champaign (120161)	63532

Page 1 of 1 | 5 Per Page Records: 2

Enter Grades

Full Name	ID	Midterm Grade	Last Attend Date	Hours Attended
[Redacted]	[Redacted]	F	02/04/2016	<input type="text"/>
[Redacted]	[Redacted]	F	02/04/2016	<input type="text"/>
[Redacted]	[Redacted]	C		<input type="text"/>

Page 1 of 1 | 25 Per Page Records: 3

ellucian UNIVERSITY Elizabeth A. McC...

Banner Self Service Faculty And Advisors Grade Entry

Select a Course

Grading Status	Subject	Course	Section	Title	Term	CRN
	Aerospace Engineering (AE)	312	A	Compressible Flow	Spring 2016 - Urbana-Champaign (120161)	29874
	Molecular and Cell Biology (MCB)	298	B	MCB Honors Lab Discussion	Spring 2016 - Urbana-Champaign (120161)	63532

Page 1 of 1 | 5 Per Page Records: 2

Enter Grades

Full Name	ID	Midterm Grade	Last Attend Date	Hours Attended
[Redacted]	[Redacted]	F	02/04/2016	<input type="text"/>
[Redacted]	[Redacted]	F	02/04/2016	<input type="text"/>
[Redacted]	[Redacted]	C		<input type="text"/>

Page 1 of 1 | 25 Per Page Records: 3

XE Faculty Grade Entry



XE Faculty Grade Entry



- **Regression/Business Process Testing**

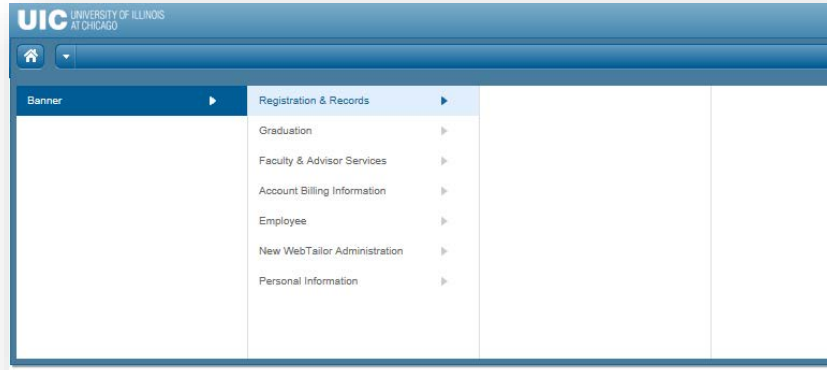
- Security issue identified
 - If instructor had NO INB forms access, can log in fine, same as Banner 8 SSB
 - If instructor had any INB forms access they required additional setup in order to access FGE
- Resolved by setting **ssbOracleUsersProxied = FALSE**
 - This means the Oracle account will not be used for the connection, VBS will not be enabled in the Self-Service application.

XE Faculty Grade Entry



- **Regression/Business Process Testing**

- MEP issue with self-service drop-down menu
- Current open change request - **CR-000123304** Banner 9 SSB application MEP calls to SSB 8.x do not call the correct MEP enabled SSB URL



XE Faculty Grade Entry



- **Performance Testing**



- Two tests - system performance and single user performance

- **Vulnerability Testing**



- Our Quality Assurance team ran a security vulnerability scan

- **Accessibility Testing**



- Our biggest problem area
- Resulted in need to keep Banner 8 available

XE Faculty Grade Entry



- **Accessibility Testing - Guidelines**

- Federal Section 508: <http://www.hhs.gov/web/section-508/making-files-accessible/checklist/index.html>
- WCAG 2.0 (A, AA): <http://www.w3.org/TR/2006/WD-WCAG20-20060427/appendixB.html>
- IITAA: <http://www.dhs.state.il.us/accessibility/references/iitaa-testing-checklist.html>

XE Faculty Grade Entry



- **Accessibility Testing - Findings**
 - All content is not read by screen reader as it using Application role
 - All content flow is not logical
 - All content is not keyboard accessible

XE Faculty Grade Entry



XE Faculty Grade Entry



- **Chicago Campus Implementation Plan**
 - Pilot for midterm grading in October 2014
 - Reached out to faculty and asked for pilot participants
 - Asked for a time commitment of one hour for a meeting and feedback. Also, they must be teaching 0 or 100 level course.
 - Review results and if successful, roll-out new tool to all faculty for final grading in December 2014.

XE Faculty Grade Entry



- Six instructors used the new tool for midterm grading
- All instructors completed a survey with feedback
- Feedback included:
 - Tool was easy to use and understand
 - More help/configuration was needed to pull grade information from Blackboard
- Agreement to move forward with full implementation and open to all faculty during final grade entry period December 2014

XE Faculty Grade Entry



- **Full Implementation: Communication and Training**
 - Email communication was sent to all faculty to explain the new grading tool
 - Two Overview Sessions in late November and early December
 - There were 8 faculty who attended the sessions

XE Faculty Grade Entry



- **Full Implementation: Communication and Training (continued)**
 - Two open labs for faculty in late December to provide last-minute support for using the new process
 - No faculty attended any open lab
 - Help available from the Office of the Registrar for Banner questions and ITL for the Blackboard extract questions

XE Faculty Grade Entry

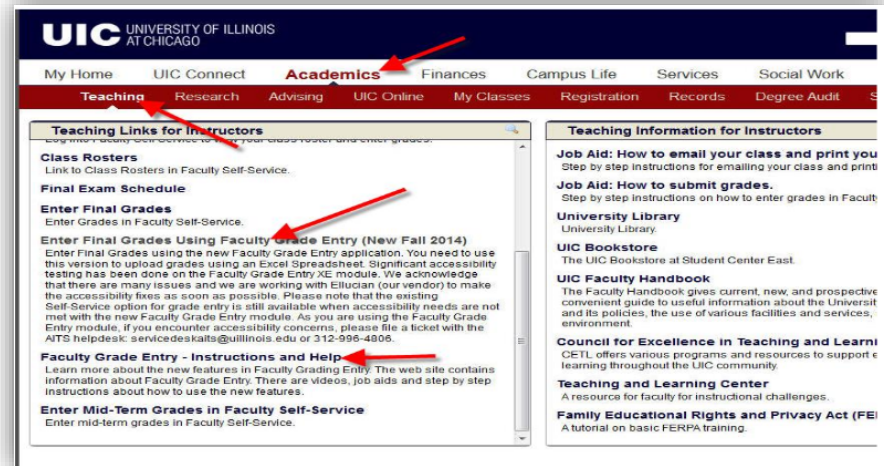


- **Website created with information as well as a training website that contains job aids and videos. Topics included:**
 - Manual Grade Entry
 - Extract Grades from Blackboard
 - Import Grades from a spreadsheet (Faculty Grading, Blackboard or your own)
 - Exporting a Validation Report after Loading Grades

XE Faculty Grade Entry



- Link to FGE and instructions posted on UIC portal
 - Note below link regarding accessibility issues
- Banner 8 SSB link available as well



XE Faculty Grade Entry



XE Faculty Grade Entry



- **Results - Success**

- Majority of questions were normal grading questions
- 362 Logins
- 319 distinct users - 13.7% of instructors
- 80 Spreadsheets Loaded - 76 instructors: 3.2 % of all instructors and 23.8% who used the new system
- The number of NR grades was lower than past terms.

XE Faculty Grade Entry



- **Our Urbana-Champaign campus was next to implement the tool**
 - Pilot of approximately 10 instructors for final grade entry for May 2015
 - Full implementation for midterm grading in October 2015.

XE Faculty Grade Entry



- **Full Implementation: Communication and Training**
 - Less communication and instruction than our Chicago campus
 - Instructional information was posted to the Registrar website
 - PDF training one page document
 - In talking with faculty, an easy, one page document was requested
 - Assistance provided by the Registrar's office

XE Faculty Grade Entry



Final Grade Entry Instructions

Before entering final grades, all faculty members are required to [Establish an Enterprise ID](#) in order to access the [Faculty Self-Service](#) system. (Required if you have not previously accessed the Faculty Self-Service system)

Follow these steps to use the "NEW" final grade entry interface:

1. Login to [Faculty Self-Service](#)
2. Select "Faculty & Advisor Services."
3. Select "Faculty Services."
4. Select "Grade Entry (Mid-Term & Final)."
5. Select the "Final Grades" tab on the grade entry page. A list of sections that have students which require final grades will display on the page below.
6. After selecting a section, the class roster will display below the selected course. final grades can be assigned to an individual student by using the drop-down box or by typing in the respective letter grade. (Only applicable grades can be entered or selected in this field.) Instructors that wish to enter final grades for multiple students can use the "Import/Export" feature located within the "Tools" tab in the upper right-hand corner of the grade entry page. Please refer to the [Final Grade Entry Instructional Document \(PDF\)](#) for additional information.
7. Be sure to select the "Save" button at the bottom of the class list to submit the final grades that have been entered.
8. Repeat steps 5 through 7 for each section that requires final grades to be entered.

Follow these steps to use the traditional interface for entering final grades:

1. Login to [Faculty Self-Service](#)
2. Select "Faculty & Advisor Services."
3. Select "Faculty Services."

XE Faculty Grade Entry



ILLINOIS | Univ of Il at Urbana-Champaign | Sign Out | Notifications

Location of Import/Export final grade entry feature. (See notes below) **Tools**

Select a Course

Midterm Grades **Final Grades**

During the final grade entry period, select the final grades tab and the courses that are assigned to the instructor will display in a list below.

G-Status	R...	Subject	Course	S...	Title	Term	C...
		Rhetoric and Composition (RHET)	233	P	Adv Rhetoric & Composition	Fall 2015 - Urbana...	3...
		Rhetoric and Composition (RHET)	105	B3	Writing and Research	Fall 2015 - Urbana...	3...
		Rhetoric and Composition (RHET)	233	X	Adv Rhetoric & Composition	Fall 2015 - Urbana...	3...
		Rhetoric and Composition (RHET)	105	B2	Writing and Research	Fall 2015 - Urbana...	4...

Grade Status Bar Indicators: Green = Complete
Yellow = Incomplete Blank = Not Started

The class roster for the selected course will appear beneath the list of course that are assigned to the instructor for final grade entry. Additional detail information for the selected course will display in the right-hand column of the grade entry page.

Rhetoric and Composition 233, Sectio...

Adv Rhetoric Composition
Course Reference Number: 37325

Eligible: 10
Registered: 10
Graded Final: 10

Course Dates: 08/24/2015 - 12/09/2015
Primary Instructor: **Instructor 1**
Secondary Instructor(s):

*Course detail information will display the number of students that are eligible for the respective grade entry period - Midterm or Final. The details above show that 10 of the 10 registered students require a final grade to be entered.

Enter Grades

Full Name	ID	Midterm Grade	Final Grade	Roll'd	Last Attend Date	Hours Attended
Student 1	600000001		C			
Student 2	600000002		B			
Student 3	600000003		B			
Student 4	600000004		C+			
Student 5	600000005		A			
Student 6	600000006		F		09/16/2015	
Student 7	600000007		B-			
Student 8	600000008		A			
Student 9	600000009		A+			
Student 10	600000010		C-			

List of grade codes will be available for manual entry by using the drop-down selection option.

Last Attend Date and Hours Attended: The Last Attend Date and Hours Attended fields are required for students to whom you assign a Final Grade of F or U. Failure to enter Last Attend Date for an F or U grade will prevent that grade from being saved. The Course Dates are found in the Course Details tab once a section/CRN has been selected. If a student has no history of attendance, enter the first day of the course in Last Attend Date and 0 (zero) in Hours Attended.

Exporting/Importing Excel Grade Spreadsheet:
Click on the "Tools" drop-down menu to access the mass grade entry import/export feature.

- Export Grade Template – This option allows you to export the class roster of the CRN that was selected.
- Import Grade Template – This option allows you to import an Excel file that contains the final grades for your course. If your Excel file has column headers, you can use the mapping feature to identify the columns. However, the following column categories are required in order to successfully upload your Excel file:
 - Spreadsheet Columns Required for Import: Student UIN; Final Grade; Last Attend Date (if an F or ABS grade is assigned); Hours attended (if an F or ABS grade is assigned)
- After mapping the Excel file the validation report will display any errors in the Excel file import and provide detailed information on correcting these errors.

Reset Save

MUST click on the "Save" button for entered grades to be submitted to Banner.

ellucian

XE Faculty Grade Entry



- Link to FGE was inserted into Banner 8 Self-Service

ILLINOIS
UNIVERSITY OF ILLINOIS AT URBANA-CHAMPAIGN

Personal Information | Financial Aid | **Faculty & Advisor Services** | Employee | WebTailor Administration

Search

Faculty Services

[Select a Term & CRN](#)
[Select a CRN](#)

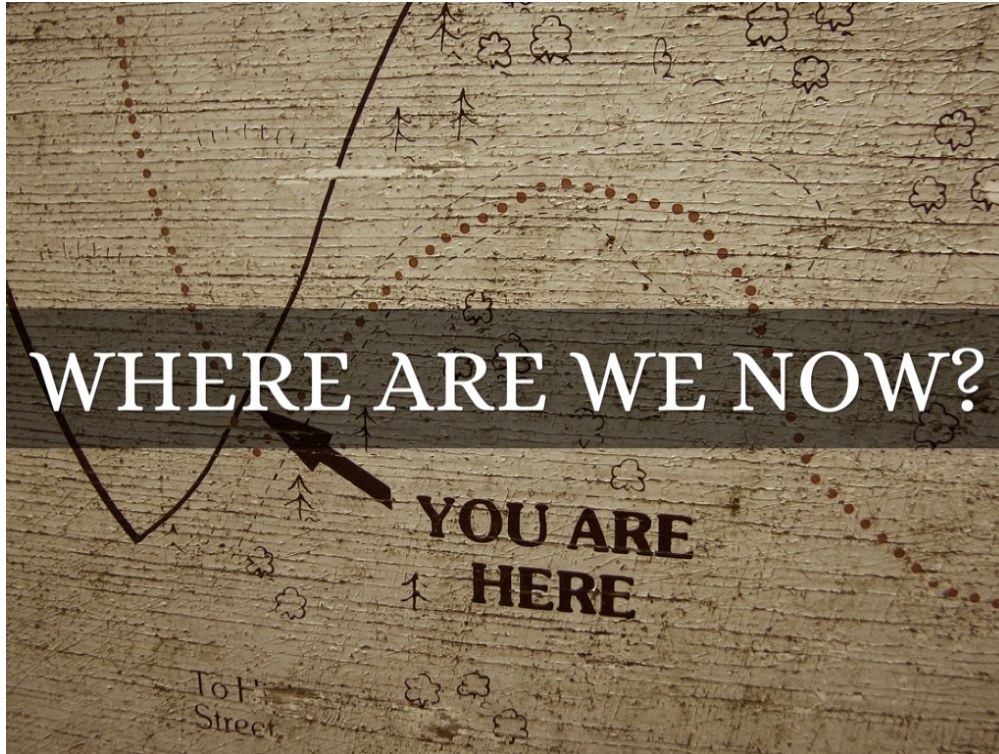
Class Roster Data
[Class List - Detail](#)
[Class List - Summary](#)
[Class List - Summary with Withdrawn Students](#)
[Wait List - Detail](#)
[Wait List - Summary](#)

Grading
[Grade Entry \(Mid-Term & Final\) ***NEW***](#) 
[Final Grade Entry](#)
[Mid-Term Grade Entry](#)
[Grade Corrections - After Grade Roll](#)

Faculty Schedules & Assignments
[Faculty Schedule - Detail](#)
[Faculty Schedule - Week at a Glance](#)
[Teaching Assignments - Current](#)
[Teaching Assignments - History](#)
[Office Hours](#)

RELEASE: 8.7

XE Faculty Grade Entry



XE Faculty Grade Entry



- **Urbana-Champaign and Chicago campuses are utilizing the tool in our production environment.**
- **In Fall of 2015 we reviewed and tested XE Faculty Grade Entry 9.3.**
- **Due to a critical defect related to grade display we chose not to implement this version.**
- **We were still happy with the version we had.**

XE Faculty Grade Entry



- We will be implementing the 9.4.2 version on April 24, 2016.
- One enhancement of this new version is the inclusion of the view-only roster.
- Additional configuration tools
- We will also be looking at extensibility as a way to hide fields and eliminate a part of our local modification.

XE Faculty Grade Entry



- Retesting accessibility to determine if we can eliminate the need for keeping Banner 8 SSB option.
- Our Springfield campus would like to implement this year, however they would like to do a straight cut-over from Banner 8 SSB to XE Faculty Grade Entry.
- We need to have accessibility issues resolved in order to take this approach.

XE Faculty Grade Entry - Lessons Learned



- **Did not have to do a lot of training of faculty**
- **No real issues or complaints from faculty**
- **Easy to implement from a technical standpoint**
 - Least amount of configuration and dependencies
- **Take note of security/accessibility issues**
- **Be aware of all the sources of grades (LMS systems) and how information will be imported**

ellucian
LIVE | 2016



XE Student Advising Profile

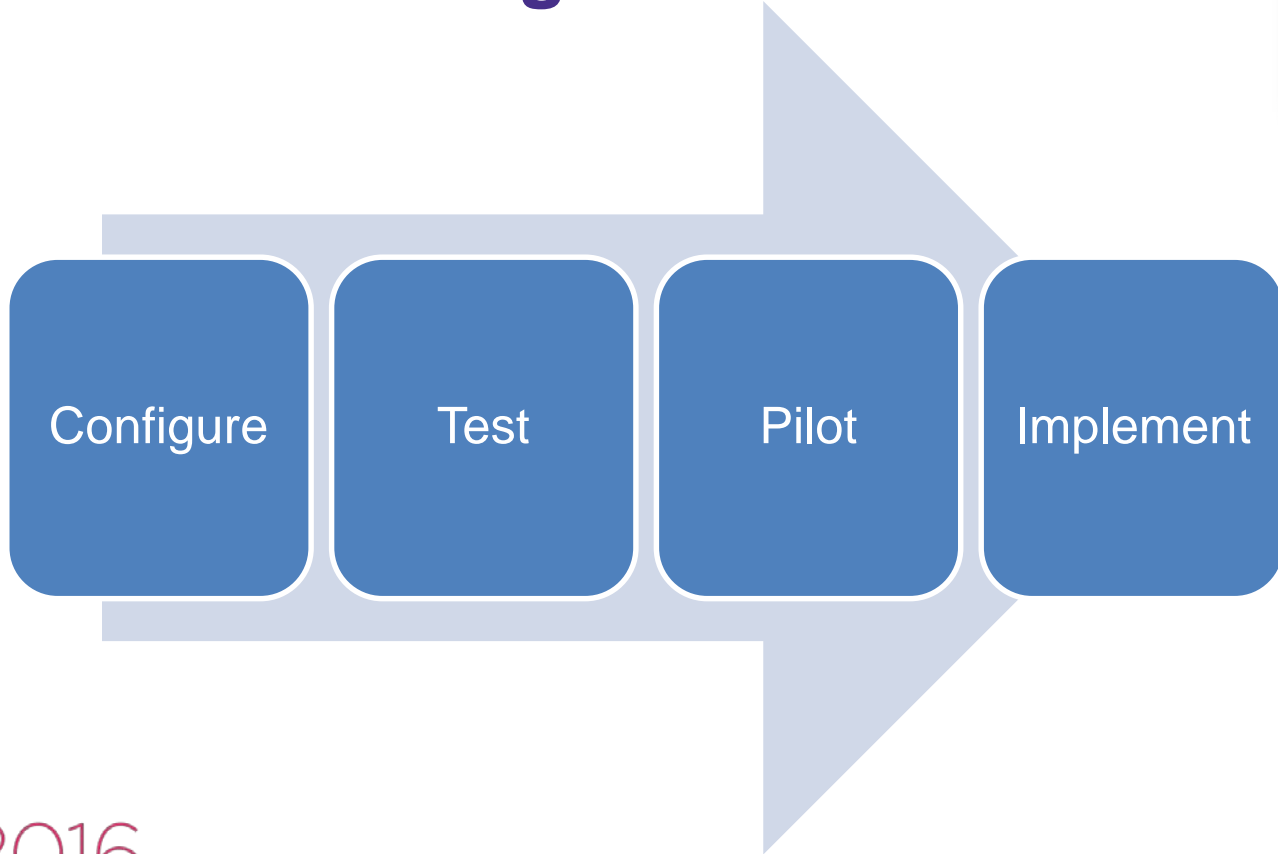


XE Student Advising Profile



- Our Chicago campus was the first of our three campuses to have interest in using this module
- Began looking at the module in January 2015
- Implemented Student Advising Profile 9.0 in May 2015
- Main push to implement this was the ability for an advisor to be able to see student data all on one page

XE Student Advising Profile



XE Student Advising Profile



- **Configuration**

- Highly configurable
- Done through configuration files, GUAINFO (Information Text Editor)
 - Functional change for us in how we perform configuration
- Configuration file is MEP enabled
- We implemented VPD/MEP on GURINFO

XE Student Advising Profile



XE Student Advising Profile



- **Regression/Business Process Testing**
 - MEP issue with self-service drop-down menu
 - Browser differences
 - Minor defects, but nothing critical

XE Student Advising Profile



- **Performance Testing**



- We did not perform performance testing due to our plan to implement with a small pilot group

- **Vulnerability Testing**



- Our Quality Assurance team ran a security vulnerability scan

- **Accessibility Testing**



- Continued issues with accessibility, but improvements coming

XE Student Advising Profile



- Implemented Student Advising Profile 9.0 in May 2015
- Plan was to pilot with advisors from a few colleges in June 2015
- Due to shifting priorities and resources, our UIC campus has had to delay their pilot of the tool

XE Student Advising Profile



XE Student Advising Profile



- We continue to do analysis and testing on new releases
- In Fall of 2015 we reviewed, tested, and implemented XE Student Advising Profile 9.1
- We will be implementing the 9.2 version on April 24, 2016
- Our UIC campus is now planning for a pilot in June 2016. The pilot will be with approximately 30 advisors from the College of Liberal Arts and Sciences

Lessons Learned (So Far) - XE Student Advising Profile



- **Highly configurable, however**
 - Configuration is done differently than current Banner 8 modules
 - Configuration is more technical and less available through GUI
- **Non-transactional, view-only which makes it easier to test**
- **Our focus has been on the advisor view**

ellucian
LIVE | 2016



XE Registration



XE Registration



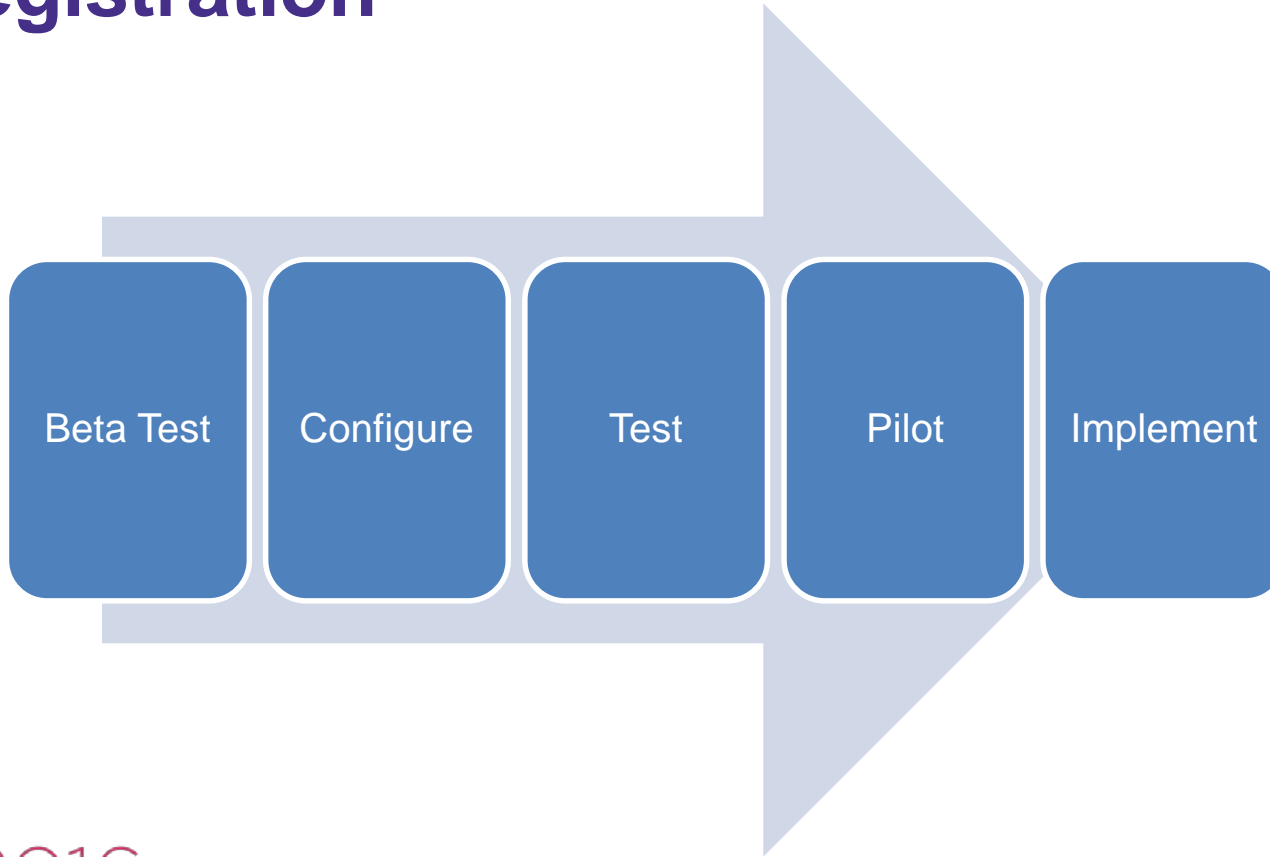
- **Our Urbana-Champaign campus was the first of our three campuses to have interest in using this module**
- **Began configuring and testing the module in June 2015**
- **Implemented Registration 9.2 in November 2015 for our Winter Term registration**
- **Main push to implement this was the ability for a student to drop their last class**

XE Registration



- **The University of Illinois participated as a development partner and performed beta testing for XE Registration.**
 - Began testing CR1 in January 2014
 - Focus was on performance testing and accessibility testing
 - Some functional testing

XE Registration



XE Registration



- **Configuration – many different tools**
 - SOAWSCR (Overall Page and Field Configuration)
 - We implemented VPD/MEP. Even though rules are term based, easier to manage our three campus configuration
 - Can't link to other sites from the registration landing page
 - GUAINFO (Information Text Editor)
 - Configuration Files
 - SOAWDSP – expanded for XE

XE Registration



- **Local modifications**
 - Cross-List Identifier - Existing
 - Registration Agreement – Existing/New
 - Limit Personas – New
 - We do not want faculty/advisors registering students and there is no way to turn this off in XE

XE Registration



- **Local modifications**

- Defect fixes - NEW
 - Many due to our MEP configuration
 - The application has challenges with MEP

XE Registration



- **Regression/Business Process Testing**
 - Many more cases logged with Action Line to ask questions or report defects
 - More defects than other applications, especially around new functionality
 - A lot of configuration to figure out and determine how to use
 - Our testing was much more involved

XE Registration



- **Performance Testing**



- We did multiple rounds of performance testing during beta and then another test prior to implementation

- **Vulnerability Testing**



- Our Quality Assurance team ran a security vulnerability scan

- **Accessibility Testing**



- Continued issues with accessibility, but improvements coming

XE Registration



- **Urbana-Champaign campus implementation plan for Winter Term**
 - Add a link to Banner 8 Self-Service for Winter Term registration that directs students to XE Registration
 - No real communication to students
 - Registrar's office was available for questions

XE Registration



 **ILLINOIS**
UNIVERSITY OF ILLINOIS AT URBANA-CHAMPAIGN

[Personal Information](#) [Financial Aid](#) [Faculty & Advisor Services](#) [Employee](#) [WebTailor Administration](#)

Search

Registration

- [Select a Term](#)
- [Registration Eligibility](#)
- [Look-up or Select Classes](#)
- [Add/Drop Classes](#)
- [Enhanced Registration \(for Winter 2015-2016 ONLY\)](#) 
- [Change Credit Hours](#)
- [Student Schedule - Detail](#)
- [Student Schedule - Concise](#)
- [Student Schedule - Week at a Glance](#)
- [Cancel Registration](#)
- [Tuition and Fees Assessment](#)

RELEASE: 8.7

© 2016 Ellucian Company L.P. and its affiliates.

XE Registration



- **Results - Success**

- 27% of the 2100 students who enrolled in winter classes used the XE functionality at some time
- Dropping the last class was much easier with XE
- Not many questions from students

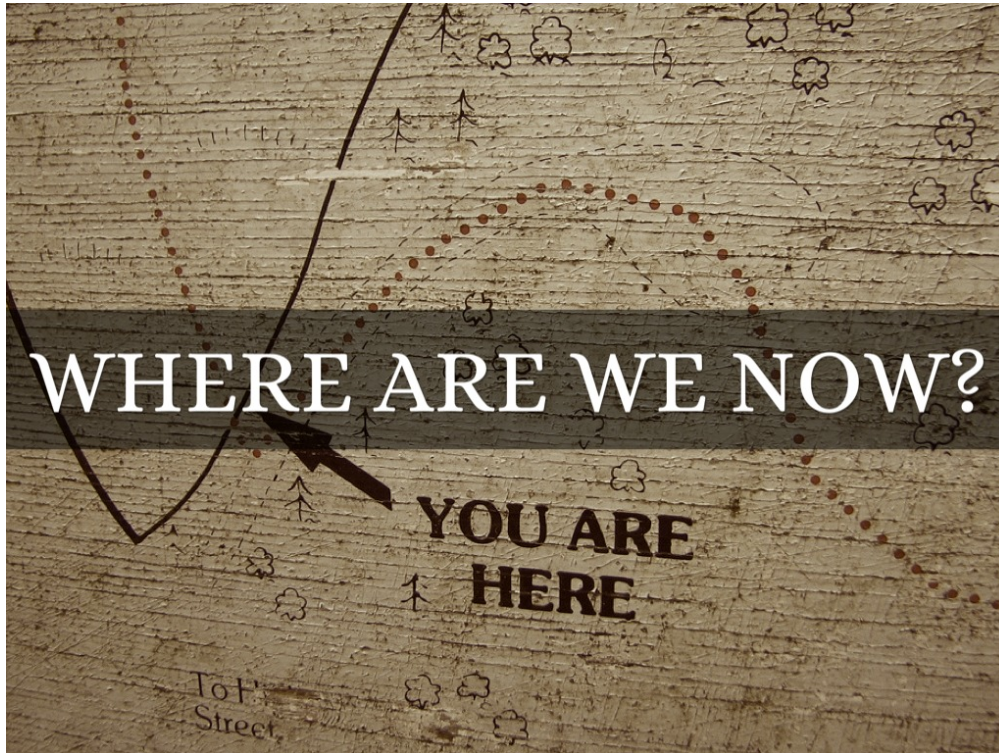
XE Registration



- **Results - Success**

- Campus Registrar's Office was very pleased with the pilot
- The ability to set the system to allow Winter students to drop the single class was the main reason that we used it and that aspect worked well
- We like the ability for students to add classes to their schedule and have a nice, visual calendar display of what their day-to-day schedule will look like before taking the next step to submit the changes

XE Registration



XE Registration



- We will be implementing the 9.3 version on April 24, 2016.
- All three of our campuses have plans to begin using XE Registration this year:
 - Urbana-Champaign – Opening right after we implement for Summer and Fall Registration, however we'll be past priority registration so not a heavy load
 - Chicago – Opening in May for Summer Orientation students
 - Springfield – Opening in October/November for Spring registration

XE Registration – Lessons Learned



- Approach was to provide students with better interface and roll out administrative use later.
- Start small if you can, our Winter Term was a good pilot scenario
- We didn't use any new functionality (Projected, Structured, Planned, Block) and that was OK
- We've not focused on XE Administrative forms, still continue to use the Banner 8 forms

XE Registration – Lessons Learned



- Configuration was new, different, and quite a lot to learn
- MEP has been a struggle for us, take note if you use this functionality
- Test with multiple browsers
- More defects than other applications
- Take a slower approach, it can be overwhelming

Overall XE - Lessons Learned



- **What modules to implement first:**
 - Faculty Grade Entry and Student Advising Profile are good ones to start with
 - Less configuration/testing
 - Less dependencies
 - XE Registration will take more time

Overall XE - Lessons Learned



- **Configuration:**

- There are MANY different ways to configure applications, some are more technical
- While the ability to do field level configuration by persona and MEP is very good, the method is different and can change your testing and maintenance process
- Each module has its own set of configuration and it can be different

Overall XE - Lessons Learned



- **Testing:**
 - Test with different internet browsers
 - Longer process to redeploy application after modifications, updates to configuration files, changes
 - XE applications are all separate

Overall XE - Lessons Learned



EAS	non-EAS	Web for Prospects	Web for Admissions
<u>Banner Forms</u> <u>SSB - 0NONE</u> <u>SSB - 1UIUC</u> <u>SSB - 2UIC</u> <u>SSB - 4UIS</u>	<u>Banner Forms</u> <u>Banner+Debug</u> <u>SSB - 0NONE</u> <u>SSB - 1UIUC</u> <u>SSB - 2UIC</u> <u>SSB - 4UIS</u>	<u>0NONE</u> <u>1UIUC</u> <u>2UIC</u> <u>4UIS</u>	<u>0NONE</u> <u>1UIUC</u> <u>2UIC</u> <u>4UIS</u>

Overall XE - Lessons Learned



EAS	non-EAS	Web for Prospects	Web for Admissions
Banner Forms SSB - 0NONE SSB - 1UJUC SSB - 2UJIC SSB - 4UJIS	Banner Forms Banner+Debug SSB - 0NONE SSB - 1UJUC SSB - 2UJIC SSB - 4UJIS	0NONE 1UJUC 2UJIC 4UJIS	0NONE 1UJUC 2UJIC 4UJIS
XE Student Advisor SSB		XE Student SSB	
1UJUC 2UJIC 4UJIS		1UJUC 2UJIC 4UJIS	
XE Student API		XE Student Overall	
Banner XE Student API		Banner XE Student Overall	
XE Student Registration		XE Student Registration SSB	
Banner XE Student Registration		1UJUC 2UJIC 4UJIS	
XE Student Class Schedule	XE Course Catalog	XE Faculty Grade Entry	
Student Class Schedule	Student Course Catalog	1UJUC 2UJIC 4UJIS	
XE Events Management	XE Events Management Self-Service		
Banner Events Management	1UJUC 2UJIC 4UJIS		
XE Student Academic History			
Student Academic History			

Overall XE - Lessons Learned



- **Training/Communication:**
 - Less might be better
 - Know your audience

Overall XE - Lessons Learned



- **Better and more modern user interface**
- **Once implemented we've not had a lot of user questions**
- **Well received by Faculty, Students, Registrar Office**

ellucian
LIVE | 2016



Questions & Answers



Thank you!

Beth McCarter emason@uillinois.edu

Amanda Bland amwood@uillinois.edu

Please complete the online session evaluation form.

Session ID 37490

ellucian
LIVE | 2016



We need your help

Feedback Survey

Access session surveys by using the survey widget on the mobile app or by logging into your session schedule builder at

<http://tinyurl.com/elive2016surveys>

Beth McCarter and Amanda Bland

Session ID 37490